



ELS-1200 Special Electro-Optic Level Switch (24 VDC)

Specifications

Wetted Materials	
Housing	C1215 or C12 L14 Steel, Nickel Plated
Prism	Soda Lime
O-Ring	Parker N674-70 or Wynes Precision 8307, Size 3-916
Conduit	Nylon 6/6
Electrical Termination	PVC Jacketed cable #22AWG,shield,drain wire 144" ± 2 "
Input Voltage	24 Vdc Nominal, 19 Vdc Min, 25.5 Vdc Max.
Output	Open Drain, max sinking current 40 mA
Operating Pressure	1200 PSI Working, 6000 PSI Burst
Operating Temperature	0°F to +176°F (0°C to +80°C)
Humidity	5 to 95% R.H. Non-Condensing
Repeatability	± 1 mm
Approvals	Units Labeled U.L. File E180359

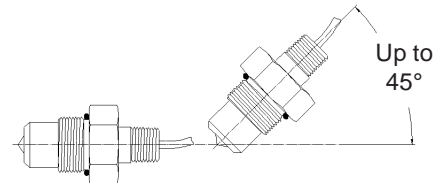
Note: Not for use in freezing liquids or foam

Installation

1. Thread sensor into tank wall and tighten by hand. Tighten to a maximum torque of 15 ft-lbs.
***Caution: Do not tighten unit via the conduit connection.**
2. Sensor may be installed **horizontally or up to 45° from horizontal, only. (See Figure 1)**
3. Do not install sensor close to infrared sources.
4. Prism surface must be at least 2" from any reflective surfaces.
5. Connect 24 VDC voltage supply to red lead.
6. **Output Configuration:** (See Figures 2)
7. Teflon (TFE) tape or Permatex #80725 plastic pipe sealant may be used for conduit connection thread.

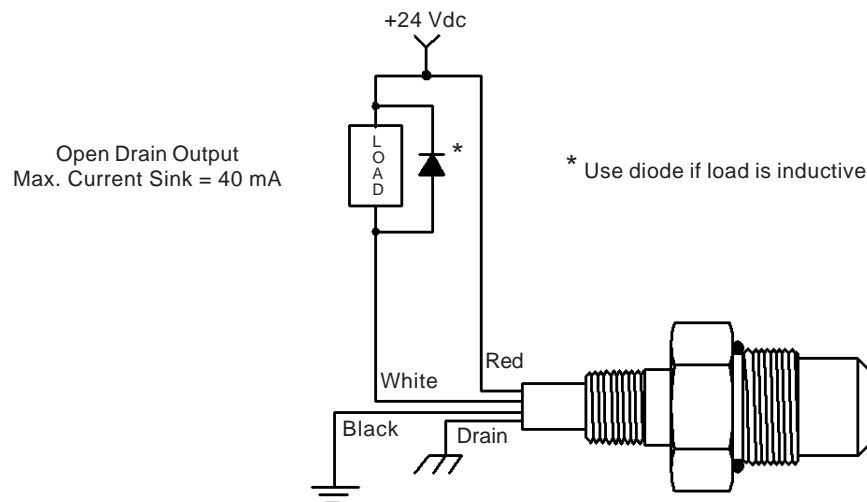
Mounting Attitude

These units must be mounted horizontally or up to 45° from horizontal, ONLY.



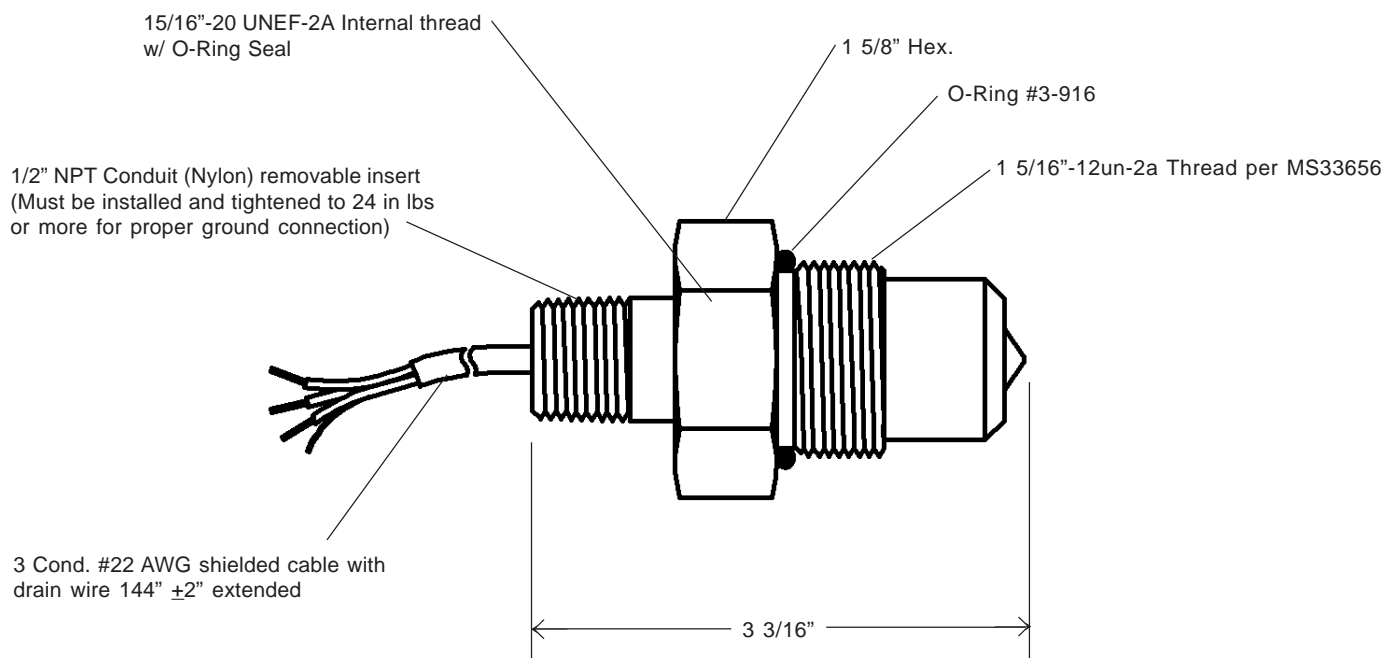
- Figure 1 -

Wiring Diagram



- Figure 2 -

Dimensions



This product complies with EN61326 Electrical Equipment for Measurement, Control and Laboratory use - EMC Requirements for Minimum Requirements and Industrial Locations. Special caution should be taken to meet EN61000-4-5 Surge Immunity if any of the following conditions apply to the installation: The product is installed outside; the cable is greater than 30 meters in length. In order to meet the Surge Immunity requirements, the following conditions must be followed during installation:

1. Shielded cable must be used, and the shield must be tied to earth ground (not power supply ground) on at least one end of the cable shield/drain wire. The shield must be maintained all the way from sensor to the power supply.
2. If unshielded cable is used, an earth grounded metal conduit can be used to replace the shielded cable.
3. For the sensor with metal body or enclosure the body/enclosure must be grounded to earth. If a protective metal housing is used, the metal housing should be grounded to earth.
4. If a protective plastic housing is used, the housing must be able to withstand at least 2 kV from the housing to earth ground.

Maintenance

Sensor may require a periodic cleaning of prism surface. A mild detergent may be used to clean prism surface.

Return Policy

Returns are accepted on stock items up to 30 days from date of order. You must contact our Returns Department for a Return Authorization (RA) number. Return the goods - freight prepaid - in the original container and include original packing slip.

C. O. D. returns are not accepted. Gems reserves the right to apply restocking charges.

Tel: 860-793-4357

Fax: 860-793-4563

Important Points:

- Gems products must be maintained and installed in strict accordance with the National Electrical Code and the applicable Gems Product Instruction Bulletin that covers installation, operation and proper maintenance. Failure to observe this information may result in serious injury or damages.
- For hazardous area applications involving such things as, but not limited to, ignitable mixtures, combustible dust and flammable materials, use an appropriate explosionproof enclosure or intrinsically safe interface device.
- Please adhere to the pressure and temperature limitations shown throughout this catalog for our level and flow sensors. These limitations must not be exceeded. These pressures and temperatures take into consideration possible system surge pressures, temperatures and their frequencies.
- Selection of materials for compatibility with the media is critical to the life and operation of Gems products. Take care in the proper selection of materials of construction, testing is required.
- NSF-approved sensors are made of materials approved for potable water applications according to Standard 61.
- Stainless steel is generally regarded as safe by NSF and FDA.
- Life expectancy of switch contacts varies with application. Contact Gems if life cycle testing is required.
- Ambient temperature changes do affect switch set points, since the gravity of a liquid can vary with temperature.
- Our sensors have been designed to resist shock and vibration. However, shock and vibration should be minimized.
- Filter liquid media containing particulate and/or debris to ensure the proper operation of our products.
- Electrical entries and mounting points in an enclosed tank may require liquid/vaporsealing.
- Our sensors must not be field-repaired.
- Physical damage sustained by product may render it unserviceable.



Gems Sensors Inc.

One Cowles Road
Plainville, CT 06062-1198
Toll-Free: 1-800-378-1600