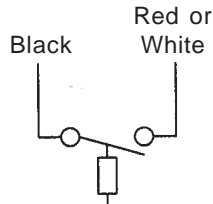




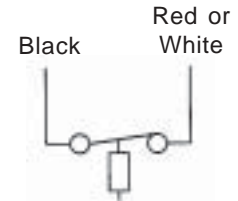
Warrick® DLP1 Liquid Only Sensor For Interstitial or Sump Monitoring Installation and Operation Bulletin

Model: DLP1
Normally open float
(Closes on rising level)

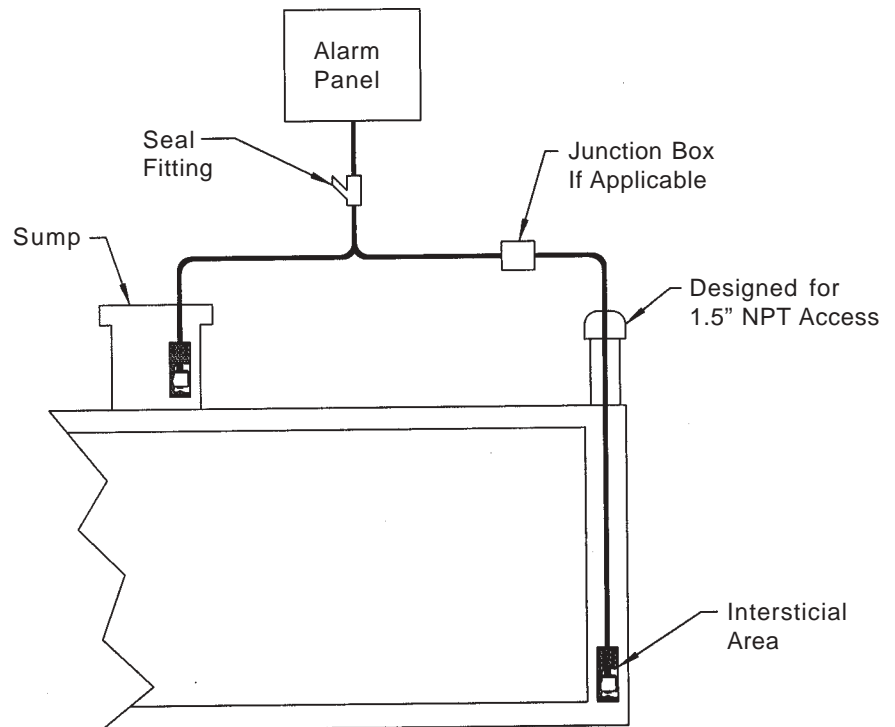
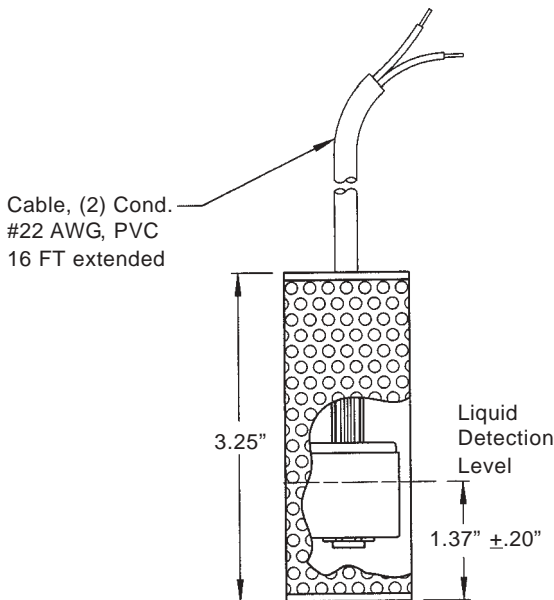


Part Number	Float	Contact Dry State
DLP1	Buna N	N.O.
DLP1NC	Buna N	N.C.

Model: DLP1NC
Normally closed float
(Opens on rising level)



Custom Wire Length
DLP1-XX (XX Denotes special wire length)
DLP1NC-XX (XX Denotes special wire length)



Installation Instructions:

1. Install sensor with the appropriate cable gland seal or sensor cap. (Wire O.D. .16" nominal)
2. Sensor should be as low in the monitoring area as possible. (Sensor must be positioned vertically)
3. The contact dry state is not field adjustable.
4. Connect wires to alarm panel.

For further assistance contact the factory.

Notes:

1. General: DLP1 sensors are leak detection sensors. They are designed to monitor hydrocarbon liquids and water in sumps or interstitial spaces of double wall tanks by triggering a float switch.

2. Level Switch Specifications:

- Application: see chart above
- Liquid Media: water, oil and fuel.
- Min. Liquid Specific Gravity: .45
- Operating Temperature Range: -40°F to +176°F
- Wetted Materials:
- Stem & Clip: Nylon
- Float: Buna-N
- Screen Sensor Guard: 304 S.S.
- Disc Closure: Ryton
- Cup Body: Ryton
- Cable: PVC



Gems Sensors Inc.
One Cowles Road
Plainville, CT 06062-1198
Tel: 860-793-4579
Fax: 860-793-4580