

Series 26NM Modules Low-Water Cutoff – Plug-In Modules

- ▶ Non-Powered Contacts
 - ▶ Modular Plug-In Design
 - ▶ Low Voltage Sensor
 - ▶ 11-Pin Socket
 - ▶ U.L. “Limit Control”
 - ▶ Optional Manual Reset Button Feature.
 - ▶ Solid State Reliability
 - ▶ LED Monitoring
 - ▶ Time Delays Available
 - ▶ Meets CSD1 Requirements
 - ▶ Optional Test Feature
- If Level Drops, Control is Deactivated Until Liquid Level Returns to Normal and Pushbutton is Depressed
- ▶ Optional Power Outage Feature Ignores Nuisance Outages and Resets When Power is Restored



Series 26NM

Series 26NM – General Purpose Control

Series 26NM is designed for low-water cutoff protection. This control meets CSD1 requirements for boiler low water cutoff. Series 26NM features non-powered contacts. If powered contacts are required, use Series 26M.

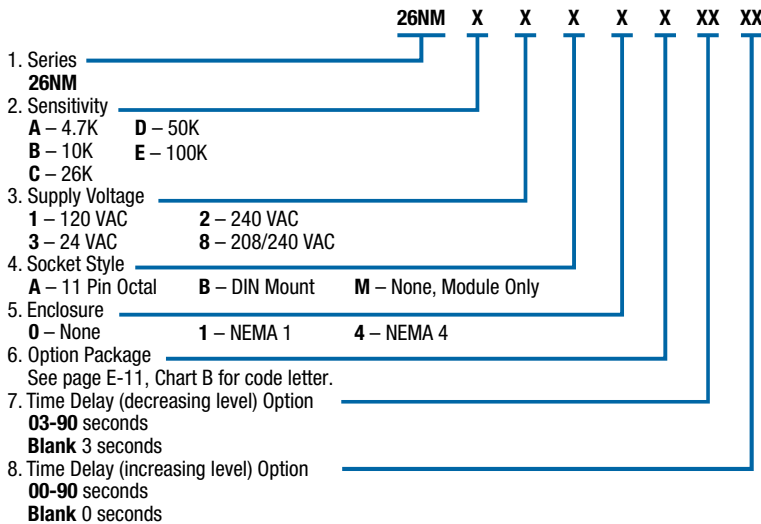
Specifications

Contact Design	1 SPST (1 form A), N.O. (non-powered)
Contact Rating (24/120/240VAC)	10 amp Resistive 1/3 hp
Mode of Operation	Direct
Sensitivity	0 - 26K ohm, factory set
Primary Voltage	24 VAC, 120 VAC, 240 VAC ¹
Secondary Voltage	12 VAC
Temperature	-40°F to +150°F (-40°C to +65°C)
Approvals¹	U.L. 353 File # MP1430
Terminal Style	Screw connector
Options	Time Delays, Power Outage, Manual Reset, Test Feature See page E-11 for descriptions

Notes:
1. 240 VAC and 208/240 VAC units do not carry U.L. Limit Control recognition.

How to Order

Use the **Bold** characters from the chart below to construct a product code.

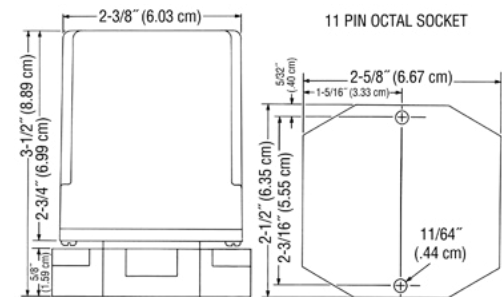


Socket Details and Option Availability are located on web site.

Applications

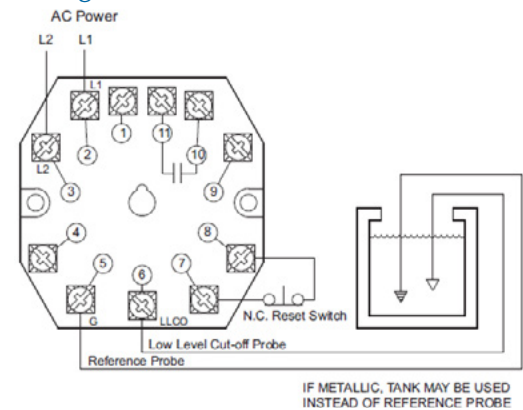
- Low-Water Cutoff
- Point Level
- Alarms

Dimensions



Note: Controls also available with DIN mount socket.

Wiring



Caution: Contacts are non-powered. If powered contacts are required, request information on Series 26M.